





TRUE ASPECT MASKING 2-WAY LATERAL (TAM 2 L) SCREEN




TAM2 L. ASPECT RATIO 2.37



TAM2 L. ASPECT RATIO 1.85



TAM2 L. ASPECT RATIO 1.78



TAM2 L. ASPECT RATIO 1.33

CONSTANT HEIGHT, VARIABLE WIDTH

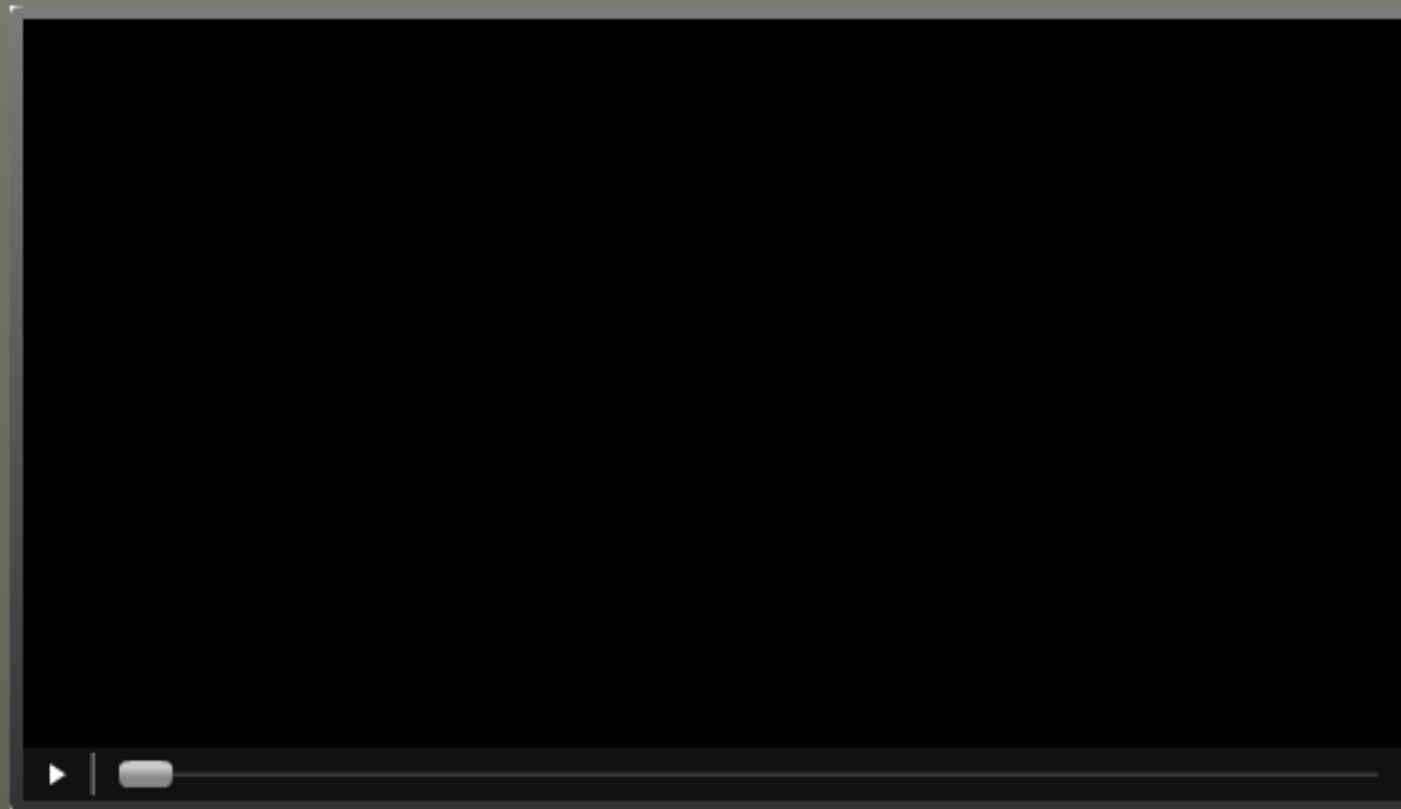
Imaging is optimum when the projected image is exactly bordered by matt black edges, providing a significant contrast enhancement together with a real focus on the image.

The TAM-2L is a constant height design provided with two independent lateral masks. It is therefore the ideal match with anamorphic lenses which expand 1.78 aspect ratio to 2.37.

One of the most remarkable features of the TAM-2 L screen is that its frame width is exactly the same (3.7in. 94mm.) as the Reference Fixed series, which is simply because it uses the same frame profile. Only a slightly rearwards extension hides the motors assemblies, the total depth being 140 mm (5.5in.).

The motorized lateral masks of the TAM-2 L screen are made of our proprietary acoustically transparent black fabric, whilst the projection surface is our exclusive Enlightor 4K fabric.

Ideal for providing the ultimate imaging with a projector/anamorphic lens assembly, the sleek appearance of the TAM-2 L screen will integrate your decor seamlessly allowing a fully automated operation of your Home Theater.



[see the video about the TAM-2 assembling \(left\)](#)

[TAM 2 installer instructions](#)

[TAM 2 dimensions](#)

[Load this page in PDF](#)

